

Creative & Encouraging Ideas For Your Next Presentation



By
Diana Jaworski, CPC, CEO
www.creativebox.org

INTRODUCTION

My name is *Diana Jaworski* and I am the founder and CEO (Creative Encouraging Officer) of *The Creative Box*. What is *The Creative Box*? A place where you will find creative ideas and encouragement for your ministry. www.creativebox.org

As a former women's ministries conference director, I understand the need of many leaders to find creative ideas for their presentations. For this reason I have created this booklet. I desire to give you a variety of ideas you can use at your next prayer breakfast, as a workshop/seminar, Bible Study Group, or any special event. I believe the Holy Spirit will guide and inspire you with additional thoughts and ideas as you read through each presentation.

I have supplied twenty presentations along with its purpose, Bible verse(s) to support your presentation, and some questions in order to help you construct your own unique outline as the Holy Spirit leads. I am only planting the seed (idea) and God will water it and make it grow for His honor and glory. He knows the needs of your audience and will use you to construct a presentation fit for them.

I pray that as your ministry grows and blossoms so will your spiritual life.

Success is yours for you serve a God who knows no failure!

With Love,
Diana



1.

Shore Assurance

Purpose: *Knowing God and His Promises*

Bible Verse(s): Proverbs 3:5-6

Presentation Ideas:

What things can be found on the beach? What spiritual lessons can you learn from them? How do these lessons reveal who God is?

Examples:

Palm Trees: Psalm 92:12

Sand: Psalm 139:18

Sun: Psalm 37:6

Waves: Job 38:11

Breeze: John 3:8

Obtain a beach ball. Write on the beach ball "God has promised to...". As participants hit it to keep it up in the air, have them say a promise from God.

For example, they can say "He Loves Me", "He Cares for Me", "He Guides Me", "He Protects Me", etc.

Pick several Bible promises. What conditions are set forth in these promises? What is our part in order for God to do His part?

Do you trust God? Why or why not?



2.

Bread From Heaven

Purpose: *Relying on God to Supply Your Needs*

Bible Verse(s): John 6:48; Matthew 5:6; John 6:35; John 6:51

Presentation Ideas:

What Bible stories can you find that mention bread? What spiritual lessons can you learn from these stories?

On a piece of paper draw an outline of two pieces of sliced bread. On one piece of "sliced bread" write down your needs at this moment and on the other piece write down the promise found in Philippians 4:19. Place this piece of paper in a place where you can daily see it. As you look at your needs, claim the Bible promise. Throughout the day taste and see the goodness of the Lord as He works all things out for your good.

Use the word "BREAD" as an acronym. Use each letter to describe what the Bread of Life means to each individual.

For example:

B = Better than life

R = Resources (God's) are limitless

E = Enjoys supplying my needs

A = Anytime/Anywhere listens to my prayers

D = Day by day walks with me



3.

The Prayer Sandwich

Purpose: *Learning The Five Parts Of Prayer*

Bible Verse(s): Psalm 34:8, 1 Thessalonians 5:17

Presentation Ideas:

Have on a table the following items*:

Bread; Lettuce; Tomato; Cheese; Veggie Patty.

For each item place a note next to it that reads:

Bread: Thanksgiving

Lettuce: Praise


Tomato: Confession

Cheese: Intercession

Veggie Patty: Petition

As you place the sandwich together, write down on a sheet of paper five things for each category. When done, before enjoying the delicious sandwich, say a special prayer including all the things listed for each category.

(*Substitute with your favorite items.)



4.

Consider The Ant

Purpose: *How To Overcome Procrastination*

Bible Verse(s): Proverbs 6:6-11

Presentation Ideas:

What is the definition of *procrastination*?

List examples of people in the Bible who procrastinated? What were the results?

What are the ways of the ant? Make a list of its ways as written in Proverbs 6:7-8. What wisdom can you obtain and apply to your own life?

What can the ant teach us about:
Performance; Participation; Peace; Partnership;
Preparedness; Perseverance.

Read Hebrews 3:7, 15; Joshua 24:15
What can you do today that will have negative effects if you wait until tomorrow?



5.

Flourish Like The Palm Tree

Purpose: *How To Overcome Challenges*

Bible Verse(s): Psalm 92:12, John 16:33

Choose a type of palm tree, for example, a Coconut Palm (which can be found throughout the tropical coastlines of the world), and make a list of its characteristics.

Example:

The palm tree will bend but not break.

The palm tree not only survives but flourishes in sand (desert/beach).

The roots of the palm tree go deep below the hot sand and finds water.

The palm tree can be used for a variety of things such as food, shelter, and household items.

As the palm trees grow older, its fruit grows sweeter.

What can you learn from the above in order to prepare you to face daily challenges? Find Bible verses that deal with how to overcome challenges.

Which Bible verses can you memorize and claim that will give you strength and courage when facing challenges?



6.

God's Beauty Salon

Purpose: *How To Imitate The Beauty Of Jesus*

Bible Verse(s): Psalm 90:17, Proverbs 31:30

Presentation Ideas:

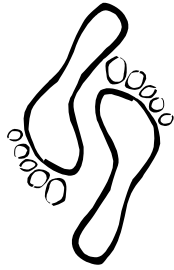
Give each participant a sheet of paper with a picture of a mirror. Have each participant list on the mirror some of the beautiful qualities they find in Jesus. (You can use the gospels of Matthew, Mark, Luke and John as a reference.)

What qualities from the list are you reflecting at this moment?

What qualities are you not? Why?

What areas in your life need improving? How can they be improved?

What "beauty" procedures can you apply today to reflect the beauty of Jesus?



7.

Beautiful Feet

Purpose: *How To Share The Good News*

Bible Verse(s): Isaiah 52:7

Presentation Ideas:

Give a blank sheet of paper to each participant. Have each participant trace each foot on to the piece of paper.

Inside the outline of the one foot, have each participant write their talents/spiritual gifts. On the other foot, have them write ways they can share the good news through the use of their talents/spiritual gifts.



8.

Star Power

Purpose: *How To Shine In A Dark World*

Bible Verse(s): Philippians 2:15

Presentation Ideas:

Trace a star on to a white sheet of paper then cut out the shape of the star and glue it on a black sheet of paper. Have some old newspapers/magazines where participants can look through and cut out a news article. Glue this article on the black sheet of paper so as not to cover the white star. On the white star, list five ways you can help the people involved in the news article.



9.
First Aid Kit


Purpose: *How God Comes To Our Aid*

Bible Verse(s): Luke 4:18-19

Presentation Ideas:

Create a First Aid Kit using a plastic storage container. Choose items such as the following list to create the kit: First Aid Booklet (including CPR); elastic bandages; gauze bandages; small scissors; thermometer; tweezers; cotton balls; disposable blanket; eye drops/wash; gloves; hand sanitizer; hot/cold instant packs; medical tape (waterproof and regular); nail clippers; sterile strips; antibacterial wipes; antibiotic ointment; burn ointment/spray; and Band-Aids. Add/delete items as necessary.

Make a list of Bible promises that relate to healing, encouragement, restoration, peace, forgiveness and love. Place this list inside the first aid kit and give to someone who is hurting, needs encouragement or needs to know that God loves them.



10.
A Sweet Fragrance

Purpose: *How To Share The Sweet Smelling Fragrance Of Jesus*

Bible Verse(s): 2 Corinthians 2:15-16

Presentation Ideas:

Have the participants bring their favorite perfume. Ask for volunteers to act as a salesperson and try to convince others why they should purchase their perfume. Encourage them to get creative with their presentation such as bringing in a PowerPoint presentation, poster, or any item(s) that will help support their cause.

Have a separate bottle attractively decorated filled with water and name it "Fragrance of Jesus". Now ask the same group of volunteers to try to convince others as to why they should purchase this "bottle of perfume". Encourage them to get creative as they did with their own perfume.

Emphasis should be placed on finding creative ways that we can share the good news with others.



11.

Do You Have The Time?

Purpose: *Time Management*

Bible Verse(s): Ecclesiastes 3:1, 11; Matthew 6:33; Proverbs 13:4, 21:5; 2 Corinthians 5:10; Colossians 3:23-24; 2 Chronicles 15:17

Presentation Ideas:

Have participants write on a sheet of paper how they spent their time the day before from waking up until going to bed. What situations were planned/unplanned? What occurrences were they able to control and which ones they could not?

When managing time, what areas do you struggle with? Example, being late for appointments, laziness, allowing time wasters to fill your day, and/or undisciplined lifestyle? Write your struggles on a piece of paper and place them in a gift box. Write the Bible verse found in Ephesians 5:15-17 on a piece of paper along with the following acronym and place this in a separate gift box.

T.I.M.E.

T = Treasure. Time is a gift from God. Use it wisely.

I = Investment. Each day God gives us opportunities to invest in that which will last forever.

M = Measured. Our time is short here on earth; therefore, it is important to focus on priorities. Live each day as though it were your last.

E = Eternal. Seek God first and do each day that will one day allow you to hear, "Well done, good and faithful servant; you have been faithful over a few things, I will make you ruler over many things: enter into the joy of your Lord." (Matthew 25:23)

Both gift boxes look the same but which one will offer better results? Which one you rather keep and

apply? Claim the Bible promise found in Philippians 4:13.



12.

Who's Doing The Driving?

Purpose: *Stress Management*

Bible Verse(s): Philippians 4:6-9; 1 Peter 5:7; Psalm 94:19; Proverbs 12:25


Presentation Ideas:

Pass out a sheet of paper displaying a variety of road signs such as "STOP", "YIELD", "DO NOT ENTER", "CONSTRUCTION AHEAD", "NO U-TURN".

What do these road signs mean? Why are they important?

What is the definition of stress? What are some of the causes of stress? What are some warning signs of stress?

Now look at the road signs again and this time explore how can these signs help you deal/cope with stress.



13.
God's Banquet

Purpose: *How To Be Filled With His Word*

Bible Verse(s): Song of Solomon 2:4; Psalm 34:8,
63:5

Presentation Ideas:

You can set up a table with the following items each to represent the Bible verses indicated or you can pass out a sheet of paper with the title "God's Menu" and list the following items with their respective Bible verse(s):

Fresh Bread Served Daily ~ Matthew 6:11; John
6:35

Prayer Soup ~ Ephesians 6:10-18; Philippians 4:4-7

Fruit Salad ~ Galatians 5:22-26

Drinks:

Water ~ Revelation 22:17; John 4:13-14

Milk ~ 1 Peter 2:2

Dessert:

Scoops of Joy Sprinkled with Laughter ~ Proverbs
15:13, 17:22; Psalm 16:11; John 15:11

Extras:

Honey ~ Ezekiel 3:3; Psalm 19:7-11, 119:103;
Proverbs 16:24


Salt ~ Matthew 5:13; Colossians 4:6

Oil ~ Matthew 25:1-13

PRICES \$\$: FREE!!! ~ Romans 6:23

Take Home Treat: Revelation 3:20

How can these items on the menu fill you up
spiritually every day?



14.
The Precious Pearl

Purpose: *How Daily Irritants Perfect Our
Character*

Bible Verse(s): Matthew 13:46; Malachi 3:17;
James 1:2-4; Romans 8:28

Presentation Ideas:

(Research how a pearl is formed.) The pearl is a result of an "unwelcome" substance in its interior. The oyster turned this irritant into something priceless.

Pass out a sheet with a picture of a pearl. Have the participants write inside the pearl a situation they are struggling with. Outside of the pearl, write the Bible verse found in Romans 8:28.


What can you learn from struggles/trials?

How can they strengthen you?

How can you use them to your advantage?

How can you use them to help others?

Memorize and claim Bible promises that will encourage and strengthen you when facing challenges.



15.
Heart Surgery

Purpose: *How To Have A New Heart/Be Transformed*

Bible Verse(s): Romans 12:2; 2 Corinthians 3:18; Ezekiel 36:26; Psalm 119:11


Presentation Ideas:

Give to each participant a cutout of heart...one in black construction paper and the other in white paper.

On the black shaped heart write down all the things that are not pleasing in God's sight (have Bible verses to support your statement). You may not see what you are writing but continue writing the best you can.

On the white shaped heart, write the Bible verse found in 2 Corinthians 5:17.

Look at both hearts and ask: Which would you rather have? Chaos or peace? What kind of "surgery" needs to be done in order for someone who has a black heart to have a white heart?



16.
A Good Apple

Purpose: *How To Speak Healthy and Encouraging Words*

Bible Verse(s): Proverbs 4:23, 25:11; Matthew 12:37; Ecclesiastes 5:2; James 1:19, 3:6-10

Presentation Ideas:

Discuss the benefits that come from eating apples.
Have two apples on a table. Take a bite or slice one side of one of the apples and let it sit for a while until it gets brown.

To the participants sitting in front of these apples, they both look the same (delicious/healthy). If you ask to choose the best apple, many would probably take either one. Now turn the apple with rotten side for them to see. Which apple they now would choose to take? Why?

What can you learn from this presentation in regards to our words? Which apple from the above would you offer someone else? Why?



17.

Delight Yourself In The Lord

Purpose: *How To Have Joy In The Lord*

Bible Verse(s): Psalm 37:4; John 15:11; Nehemiah 8:10; Matthew 25:23; Habakkuk 3:17-19

Presentation Ideas:

We have joy in the Lord when we know who He is and what He is willing and able to do in us, for us and through us.

Create a variety of cupcakes (different colors and flavors). Each cupcake can represent a name of God as follows:

Adonai ~ The Lord; My Great Lord

El ~ The Strong One

El Elyon ~ The God Most High

Elohim ~ The All-Powerful Creator

El Olam ~ The Eternal God

El Roi ~ The God Who Sees Me

El Shaddai ~ The All Sufficient One

Immanuel ~ God With Us; "I AM"

Jehovah-Jireh ~ The Lord Will Provide

Jehovah-Mekaddishkem ~ The Lord Who Sanctifies


Jehovah-Rapha ~ The Lord Who Heals

Jehovah-Rohi ~ The Lord Is My Shepherd

Jehovah-Sabaoth ~ The Lord of Armies

Jehovah-Shalom ~ The Lord is Peace

As you sample and delight in the delicious cupcakes, ask yourself, "How can I delight in the Lord? What does the name attached to each cupcake mean to me? How can I begin to trust God today?"



18.

Fruit Of The Spirit

Purpose: *How To Receive and Share The Fruit Of The Spirit*

Bible Verse(s): Galatians 5:22-23; 1 Corinthians 6:19; Luke 11:13

Presentation Ideas:

Discuss the properties of fruit. [healthy, some are juicy, good to eat, different varieties, etc.]

Have a variety of fruits and for each fruit attach a piece of paper with a colorful string with one of the Fruit of the Spirit as found in Galatians 5:22-23: Love, Joy, Peace, Patience, Kindness, Goodness, Faithfulness, Gentleness, and Self-Control. Give the fruit basket to someone who needs encouragement.

You can be creative such as:

Love = Apple ~ The color red represents the blood He shed to save me. (John 3:16)

Joy = Banana ~ I have a choice to smile today because I am loved from up above. (Jeremiah 31:3)

Peace = Peach ~ As the last letter in each of these two words makes a difference in their meaning,

God offers peace to me not only to make a difference in my life but in return I can make a difference in others. (Matthew 5:9)

Patience = Kiwi ~ It would take a lot of patience to count the seeds found in one single Kiwi which reminds me of how patient God is with us. (2 Peter 3:9)

Kindness = Grapes ~ God gives us "clusters" blessings so that we may share with others. (Hebrews 13:16)

Goodness = Orange ~ As oranges are high in nutrients and are available year-round, may I be good to myself and others each day. (2 John 1:11)

Faithfulness = Cherries ~ Just like you believe that cherries have pits, then you should believe (have faith) that God is for you not against you. (Romans 8:31)

Gentleness = Lemon ~ Lemon juice keeps other fruit fresh, so being gentle towards others will preserve relationships. (Ephesians 4:2)

Self-Control = Strawberry ~ A strawberry looks like a heart and God wants to give us a new heart filled with the Holy Spirit which gives us power, love and self-control. (2 Timothy 1:7)



19.

In His Hands

Purpose: *How To Let Go and Let God Take Care Of Everything*

Bible Verse(s): Jeremiah 18:1-6; Isaiah 64:8; 1 Peter 5:7; Matthew 11:28

Presentation Ideas:

Have the participants play with clay/play dough. Allow them to form a cup or vase.

How easy/difficult was it to form the cup/vase? Would it be better to just purchase a cup/vase made by a professional instead of making it yourself?

Instead of each of us trying to have worry and anxiety over things we cannot control, would it be better to allow God to take care of it and trust Him with the finished product?

Discuss Jeremiah 18:1-6.



20.

What Are You Planting?

Purpose: *How To "Sow Good Seeds"*

Bible Verse(s): James 3:13-18; Matthew 13:1-23

Presentation Ideas:

Spread on a table a variety of seeds (or show pictures of seeds on PowerPoint). Have the participants guess what seed produces what. Or, have several participants choose a seed from a bag filled with the variety of seeds and have them guess what kind of seed it is.

Was it difficult to know guess the seed? When can you be sure what kind of seed it is?

What kind of seeds are you allowing to grow in your heart? Do you spend time receiving good seeds by Studying God's Word and prayer and then sharing its harvest with others?